

Modena 100 ore

Mugello 10.10.2024

Race - Heat 1 (8 Laps, 42,0 km.)

Classification

No Drivers	Team	Car	Cl.	Laps	Total Time	Gap	Kph	Best Lap		
								Lap	Time	Kph
1 2 C. LILLINGSTON PRICE / K. MORRIS	GR Asia	Jaguar E-Type	GTS12	8	27:34.234	-	91.3	7	3:09.439	99.7
2 11 R. JACK / P. JACK		Alfa Romeo Giulia Sprint GTA	TC8	8	27:41.154	+6.920	90.9	6	3:12.507	98.1
3 4 M. FREEMAN / M. ELLIS	GR Asia	AC Shelby Cobra 289	GTS12	8	28:08.068	+33.834	89.5	6	3:14.646	97.0
4 8 W. PEMBROKE / K. GARDNER	Ecurie Escargot	Ford Mustang	TC10	8	28:09.140	+34.906	89.4	8	3:18.533	95.1
5 9 A. THOM / E. THOM	Raceworks Motorsports	Ford Lotus Cortina	TC8	8	28:13.934	+39.700	89.2	6	3:20.725	94.1
6 20 R. JACK / E. JACK		Ferrari 250 Berlinetta SWB Competizione	GTS2	8	28:23.716	+49.482	88.7	7	3:22.494	93.2
7 10 G. HENDERSON / R. HENDERSON		Alfa Romeo Giulia Sprint GTA	TC8	8	29:18.090	+1:43.856	85.9	5	3:29.818	90.0
8 5 M. HINDERER / P. HINDERER	Graber Sportgarage	AC Shelby Cobra 289	GTS12	8	29:31.978	+1:57.744	85.2	5	3:30.305	89.8
9 22 M. HALUSA / S. HALUSA	Scuderia Apax	Ferrari 212 Export	GT2	8	30:03.858	+2:29.624	83.7	6	3:36.218	87.3
10 7 M. EYEARS / A. STRETTON		Lotus Elan 26R	GTS10	8	30:39.913	+3:05.679	82.1	5	3:41.069	85.4
11 18 P. ADRIAN BEECROFT / N. VON DOENHOFF	Scuderia Apax	Ferrari 250 Berlinetta SWB Competizione	GTS7	7	27:56.722	1 Lap	78.8	4	3:51.959	81.4
12 24 A. OTTEN / U. DRANGE		BMW 328 Roadster	OS7	7	31:20.377	1 Lap	70.3	6	4:18.955	72.9
13 19 P. VANGALA / E. VANGALA		Ferrari 250 GT SWB Berlinetta (R)	GTS7	6	28:13.656	2 Laps	66.9	3	3:22.672	93.2

Not Started

1 M. ANDERSON / J. MOORE		Jaguar E-Type	GTS12
23 G. GORDON / S. GORDON	Raceworks Motorsports	Triumph TR2	GTP1
21 R. COOK / C. COOK	Pursuit Racing		GTS7
3 R. MEINS / R. PETER HUFF		Jaguar E-Type	GTS12

Pole Position:

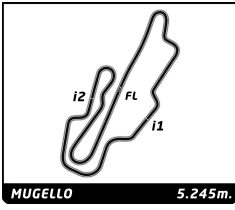
Fastest Lap:

Lap 7	Chris LILLINGSTON PRICE	3:09.439	99.7 Kph
-------	-------------------------	-----------------	----------

Published at:

Track Status: **WET**

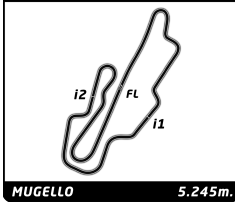
Race Director: Antonio CANU	Timekeeper: Andrea Rapi
---------------------------------------	-----------------------------------



Modena 100 ore
Mugello 10.10.2024
Race - Heat 1

Lap Chart

No	Pos	Grid	Lap							
			1	2	3	4	5	6	7	8
5	1	5	4	4	2	2	2	2	2	2
20	2	20	20	20	4	4	11	11	11	11
7	3	7	2	2	20	11	8	4	4	4
18	4	18	11	11	9	9	9	8	8	8
22	5	22	9	9	11	8	4	9	9	9
4	6	4	5	5	8	20	20	20	20	20
1	7	1	8	8	5	5	5	5	10	10
10	8	10	10	10	10	10	10	10	5	5
11	9	11	7	7	22	22	22	22	22	22
19	10	19	22	22	7	7	7	7	7	7
24	11	24	18	18	18	18	18	18	18	18
23	12	23	24	24	24	24	24	24	24	24
2	13	2	19	19	19	19	19	19	19	19
9	14	9								
8	15	8								
21	16	21								
3	17	3								



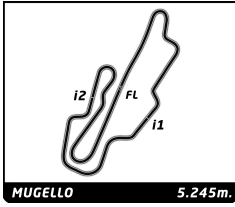
Modena 100 ore

Mugello 10.10.2024

Race - Heat 1

Best Sector Times

Sector 1		Sector 2		Sector 3		No Team	Class	Ideal Lap	Best Lap				
No	Driver	Time	No	Driver	Time								
1	2 C.LILLINGSTON PRICE	1:02.345	11	R.JACK	1:02.582	2	C.LILLINGSTON PRICE	1:03.623	1	2 GR Asia	GTS12	3:08.900	3:09.439 (1)
2	11 R.JACK	1:04.776	2	C.LILLINGSTON PRICE	1:02.932	11	R.JACK	1:04.430	2	11	TC8	3:11.788	3:12.507 (2)
3	4 M.FREEMAN	1:04.914	4	M.FREEMAN	1:04.513	4	M.FREEMAN	1:04.680	3	4 GR Asia	GTS12	3:14.107	3:14.646 (3)
4	8 W.PEMBROKE	1:06.206	20	R.JACK	1:05.888	8	W.PEMBROKE	1:05.588	4	8 Ecurie Escargot	TC10	3:17.748	3:18.533 (4)
5	9 A.THOM	1:07.226	8	W.PEMBROKE	1:05.954	9	A.THOM	1:05.885	5	9 Raceworks Motorsports	TC8	3:19.425	3:20.725 (5)
6	19 P.VANGALA	1:07.327	9	A.THOM	1:06.314	20	R.JACK	1:08.078	6	20	GTS2	3:21.454	3:22.494 (6)
7	20 R.JACK	1:07.488	19	P.VANGALA	1:06.860	19	P.VANGALA	1:08.396	7	19	GTS7	3:22.583	3:22.672 (7)
8	5 M.HINDERER	1:09.896	10	G.HENDERSON	1:08.210	10	G.HENDERSON	1:09.875	8	5 Graber Sportgarage	GTS12	3:28.930	3:30.305 (9)
9	10 G.HENDERSON	1:11.013	5	M.HINDERER	1:08.540	5	M.HINDERER	1:10.494	9	10	TC8	3:29.098	3:29.818 (8)
10	22 M.HALUSA	1:13.643	22	M.HALUSA	1:09.291	22	M.HALUSA	1:12.973	10	22 Scuderia Apax	GT2	3:35.907	3:36.218 (10)
11	7 M.EYEARS	1:14.332	7	M.EYEARS	1:11.348	7	M.EYEARS	1:14.557	11	7	GTS10	3:40.237	3:41.069 (11)
12	18 P.ADRIAN BEECROFT	1:16.586	18	P.ADRIAN BEECROFT	1:12.698	18	P.ADRIAN BEECROFT	1:18.450	12	18 Scuderia Apax	GTS7	3:47.734	3:51.959 (12)
13	24 A.OTTEN	1:25.380	24	A.OTTEN	1:27.227	24	A.OTTEN	1:26.348	13	24	OS7	4:18.955	4:18.955 (13)



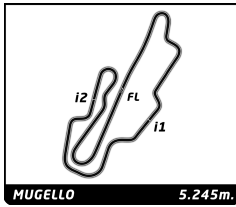
Modena 100 ore

Mugello 10.10.2024

Race - Heat 1

Best Top Speed

Team	Car	Class	Top Speed Driver	Top 1		Top 2		Top 3		Top 4		Top 5		Avg
				Kph	Lap	Kph	Lap	Kph	Lap	Kph	Lap	Kph	Lap	
2 GR Asia	Jaguar E-Type	GTS12	C. LILLINGSTON PRICE	210.3	7	193.5	5	178.2	4	177.1	8	173.7	6	186,6
4 GR Asia	AC Shelby Cobra 289	GTS12	M. FREEMAN	202.8	7	184.3	6	180.9	4	179.7	8	178.8	5	185,3
8 Ecurie Escargot	Ford Mustang	TC10	W. PEMBROKE	189.4	7	187.8	8	182.7	6	176.2	5	171.5	4	181,5
20	Ferrari 250 Berlinetta SWB Competizione	GTS2	R. JACK	178.5	7	171.8	8	169.3	4	153.1	5	149.1	6	164,4
11	Alfa Romeo Giulia Sprint GTA	TC8	R. JACK	177.9	6	177.6	7	176.2	8	175.6	5	151.0	4	171,7
19	Ferrari 250 GT SWB Berlinetta (R)	GTS7	P. VANGALA	172.6	4	171.5	3	162.8	2	150.0	5	127.3	6	156,8
10	Alfa Romeo Giulia Sprint GTA	TC8	G. HENDERSON	169.9	6	169.1	7	167.5	5	166.0	4	163.0	8	167,1
9 Raceworks Motorsports	Ford Lotus Cortina	TC8	A. THOM	164.5	8	164.0	7	153.1	6	149.5	4	149.1	5	156,0
5 Graber Sportgarage	AC Shelby Cobra 289	GTS12	M. HINDERER	151.6	6	146.1	5	129.0	4	128.5	7	125.4	8	136,1
22 Scuderia Apex	Ferrari 212 Export	GT2	M. HALUSA	138.0	7	133.6	6	129.0	8	127.8	4	123.0	5	130,3
7	Lotus Elan 26R	GTS10	M. EYEARS	134.9	6	134.6	7	130.0	8	127.2	5	124.7	4	130,3
18 Scuderia Apex	Ferrari 250 Berlinetta SWB Competizione	GTS7	P. ADRIAN BECKROFT	127.2	5	120.1	4	117.2	6	111.6	7	107.4	3	116,7
24	BMW 328 Roadster	OS7	A. OTTEN	118.9	4	113.4	7	112.7	6	108.5	3	107.0	2	112,1
1	Jaguar E-Type	GTS12												
3	Jaguar E-Type	GTS12												
21 Pursuit Racing		GTS7												
23 Raceworks Motorsports	Triumph TR2	GTP1												



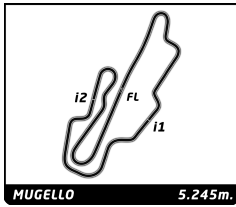
Modena 100 ore

Mugello 10.10.2024

Race - Heat 1

Fastest Lap Sequence

Elapsed	No Team	Car	Class	Driver	Time	Kph	Lap
7:48.151	4 GR Asia	AC Shelby Cobra 289	GTS12	Mark FREEMAN	4:04.129	77.3	2
7:50.390	2 GR Asia	Jaguar E-Type	GTS12	Chris LILLINGSTON PRICE	4:04.032	77.4	2
8:02.525	7	Lotus Elan 26R	GTS10	Martin EYEARS	4:01.704	78.1	2
8:03.633	22 Scuderia Apax	Ferrari 212 Export	GT2	Martin HALUSA	4:01.356	78.2	2
8:05.790	18 Scuderia Apax	Ferrari 250 Berlinetta SWB Competizione	GTS7	Paul ADRIAN BEECROFT	4:00.890	78.4	2
11:19.480	2 GR Asia	Jaguar E-Type	GTS12	Chris LILLINGSTON PRICE	3:29.090	90.3	3
14:22.517	19	Ferrari 250 GT SWB Berlinetta (R)	GTS7	Pranav VANGALA	3:26.438	91.5	2
14:38.351	2 GR Asia	Jaguar E-Type	GTS12	Chris LILLINGSTON PRICE	3:18.871	94.9	4
14:38.755	4 GR Asia	AC Shelby Cobra 289	GTS12	Mark FREEMAN	3:17.924	95.4	4
17:54.196	2 GR Asia	Jaguar E-Type	GTS12	Chris LILLINGSTON PRICE	3:15.845	96.4	5
17:57.991	11	Alfa Romeo Giulia Sprint GTA	TC8	Rory JACK	3:12.867	97.9	5
21:10.498	11	Alfa Romeo Giulia Sprint GTA	TC8	Rory JACK	3:12.507	98.1	6
24:17.366	2 GR Asia	Jaguar E-Type	GTS12	Chris LILLINGSTON PRICE	3:09.439	99.7	7



Modena 100 ore

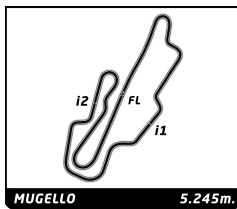
Mugello 10.10.2024

Race - Heat 1

Analysis by lap

Lapped ■

No	Lap Time	Gap	No	Lap Time	Gap	No	Lap Time	Gap	No	Lap Time	Gap	No	Lap Time	Gap			
Lap 1			19	3:22.672	1 Lap	22	3:37.468	2:29.624	7	3:49.883	3:05.679	24	4:21.570	1 Lap			
4	3:44.022	0.000	Lap 5			2	3:15.845										
20	3:45.392	1.370	11	3:12.867	3.795												
2	3:46.358	2.336	24	4:27.544	1 Lap	8	3:20.020	14.144									
11	3:48.393	4.371	9	3:21.915	15.342	9	3:21.915	15.342									
9	3:49.561	5.539	4	3:32.567	17.126	4	3:32.567	17.126									
5	3:50.605	6.583	20	3:25.193	20.359	20	3:25.193	20.359									
8	3:51.609	7.587	5	3:30.305	44.770	5	3:30.305	44.770									
10	3:54.014	9.992	10	3:29.818	47.736	10	3:29.818	47.736									
7	4:00.821	16.799	22	3:38.816	1:18.013	22	3:38.816	1:18.013									
22	4:02.277	18.255	7	3:41.069	1:23.528	7	3:41.069	1:23.528									
18	4:04.900	20.878	18	3:53.908	1:51.678	18	3:53.908	1:51.678									
24	4:41.804	57.782															
Lap 2			Lap 6														
4	4:04.129		2	3:13.731													
20	4:04.229	1.470	11	3:12.507	2.571												
2	4:04.032	2.239	19	3:29.014	2 Laps												
11	4:04.671	4.913	4	3:14.646	18.041												
9	4:04.726	6.136	8	3:20.599	21.012												
5	4:04.770	7.224	9	3:20.725	22.336												
8	4:06.022	9.480	20	3:23.090	29.718												
10	4:05.687	11.550	5	3:31.591	1:02.630												
7	4:01.704	14.374	10	3:31.233	1:05.238												
22	4:01.356	15.482	24	4:32.078	1 Lap												
18	4:00.890	17.639	22	3:36.218	1:40.500												
24	4:30.989	1:24.642	7	3:42.705	1:52.502												
19	10:56.079	1 Lap	18	4:01.679	2:39.626												
Lap 3			Lap 7														
2	3:29.090		2	3:09.439													
4	3:32.680	1.351	11	3:12.579	5.711												
20	3:35.144	5.285	4	3:17.880	26.482												
9	3:31.219	6.026	19	3:30.000	2 Laps												
11	3:32.590	6.174	8	3:21.668	33.241												
8	3:32.076	10.227	9	3:21.790	34.687												
5	3:41.684	17.579	20	3:22.494	42.773												
10	3:39.976	20.197	10	3:31.783	1:27.582												
22	3:47.491	31.644	5	3:40.746	1:33.937												
7	3:51.163	34.208	22	3:37.963	2:09.024												
18	3:54.217	40.527	7	3:49.601	2:32.664												
24	4:27.437	2:20.750	24	4:18.955	1 Lap												
19	3:26.438	1 Lap															
Lap 4			Lap 8														
2	3:18.871		2	3:16.868													
4	3:17.924	0.404	11	3:18.077	6.920												
11	3:19.470	6.773	18	4:09.169	1 Lap												
9	3:22.117	9.272	4	3:24.220	33.834												
8	3:18.613	9.969	8	3:18.533	34.906												
20	3:24.597	11.011	19	3:29.453	2 Laps												
5	3:31.602	30.310	9	3:21.881	39.700												
10	3:32.437	33.763	20	3:23.577	49.482												
22	3:42.269	55.042	10	3:33.142	1:43.856												
7	3:42.967	58.304	5	3:40.675	1:57.744												
18	3:51.959	1:13.615															



Modena 100 ore Mugello 10.10.2024 Race - Heat 1

Sector Analysis

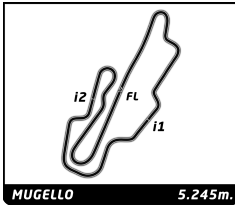
— Invalidated Lap

■ Personal Best

■ Session Best

B Crossing the pit lane

Lap	Time	Sector 1	Sector 2	Sector 3	T.Sp	Elapsed	Lap	Time	Sector 1	Sector 2	Sector 3	T.Sp	Elapsed
2 GR Asia Jaguar E-Type 1.Chris LILLINGSTON PRICE GTS12 2.Keith MORRIS							5	3:20.020	1:06.461	1:07.052	1:06.507	176.2	18:08.340
1	3:46.358	1:18.728	1:04.800	1:22.830		3:46.358	6	3:20.599	1:07.559	1:06.425	1:06.615	182.7	21:28.939
2	4:04.032	1:25.184	1:16.593	1:22.255	95.6	7:50.390	7	3:21.668	1:06.206	1:07.711	1:07.751	189.4	24:50.607
3	3:29.090	1:17.458	1:05.690	1:05.942	114.1	11:19.480	8	3:18.533	1:06.733	1:06.212	1:05.588	187.8	28:09.140
4	3:18.871	1:06.359	1:06.076	1:06.436	178.2	14:38.351	9 Raceworks Motorsports Ford Lotus Cortina 1.Allan THOM TC8 2.Evan THOM						
5	3:15.845	1:04.536	1:03.990	1:07.319	193.5	17:54.196	1	3:49.561	1:21.784	1:06.824	1:20.953		3:49.561
6	3:13.731	1:05.995	1:02.932	1:04.804	173.7	21:07.927	2	4:04.726	1:25.194	1:16.413	1:23.119	88.1	7:54.287
7	3:09.439	1:02.345	1:03.471	1:03.623	210.3	24:17.366	3	3:31.219	1:16.462	1:06.314	1:08.443	117.4	11:25.506
8	3:16.868	1:06.605	1:04.596	1:05.667	177.1	27:34.234	4	3:22.117	1:07.738	1:06.998	1:07.381	149.5	14:47.623
4 GR Asia AC Shelby Cobra 289 1.Mark FREEMAN GTS12 2.Michael ELLIS							5	3:21.915	1:08.751	1:06.714	1:06.450	149.1	18:09.538
1	3:44.022	1:14.222	1:08.045	1:21.755		3:44.022	6	3:20.725	1:08.162	1:06.678	1:05.885	153.1	21:30.263
2	4:04.129	1:24.969	1:16.990	1:22.170	101.7	7:48.151	7	3:21.790	1:07.226	1:07.089	1:07.475	164.0	24:52.053
3	3:32.680	1:17.268	1:08.341	1:07.071	126.1	11:20.831	8	3:21.881	1:08.283	1:06.662	1:06.936	164.5	28:13.934
4	3:17.924	1:07.562	1:05.682	1:04.680	180.9	14:38.755	10 Alfa Romeo Giulia Sprint GTA 1.Gavin HENDERSON TC8 2.Rory HENDERSON						
5	3:32.567	1:05.253	1:21.351	1:05.963	178.8	18:11.322	1	3:54.014	1:26.607	1:09.620	1:17.787		3:54.014
6	3:14.646	1:04.914	1:04.513	1:05.219	184.3	21:25.968	2	4:05.687	1:24.688	1:19.142	1:21.857	87.3	7:59.701
7	3:17.880	1:05.101	1:06.697	1:06.082	202.8	24:43.848	3	3:39.976	1:18.934	1:09.245	1:11.797	115.4	11:39.677
8	3:24.220	1:09.193	1:07.010	1:08.017	179.7	28:08.068	4	3:32.437	1:12.529	1:09.339	1:10.569	166.0	15:12.114
5 Graber Sportgarage AC Shelby Cobra 289 1.Michael HINDERER GTS12 2.Peter HINDERER							5	3:29.818	1:11.733	1:08.210	1:09.875	167.5	18:41.932
1	3:50.605	1:18.563	1:10.895	1:21.147		3:50.605	6	3:31.233	1:11.013	1:09.829	1:10.391	169.9	22:13.165
2	4:04.770	1:25.367	1:17.089	1:22.314	89.9	7:55.375	7	3:31.783	1:11.479	1:09.547	1:10.757	169.1	25:44.948
3	3:41.684	1:19.352	1:09.989	1:12.343	117.0	11:37.059	8	3:33.142	1:12.046	1:09.575	1:11.521	163.0	29:18.090
4	3:31.602	1:11.496	1:08.540	1:11.566	129.0	15:08.661	11 Alfa Romeo Giulia Sprint GTA 1.Rory JACK TC8 2.Patrick JACK						
5	3:30.305	1:10.911	1:08.900	1:10.494	146.1	18:38.966	1	3:48.393	1:20.512	1:05.422	1:22.459		3:48.393
6	3:31.591	1:09.896	1:09.347	1:12.348	151.6	22:10.557	2	4:04.671	1:25.196	1:16.070	1:23.405	96.0	7:53.064
7	3:40.746	1:12.308	1:13.616	1:14.822	128.5	25:51.303	3	3:32.590	1:16.174	1:05.824	1:10.592	117.2	11:25.654
8	3:40.675	1:13.212	1:12.274	1:15.189	125.4	29:31.978	4	3:19.470	1:07.917	1:05.634	1:05.919	151.0	14:45.124
7 Lotus Elan 26R 1.Martin EYEARS GTS10 2.Amanda Brigitte STRETTO!							5	3:12.867	1:04.829	1:03.259	1:04.779	175.6	17:57.991
1	4:00.821	1:25.420	1:13.570	1:21.831		4:00.821	6	3:12.507	1:05.256	1:02.821	1:04.430	177.9	21:10.498
2	4:01.704	1:22.175	1:16.539	1:22.990	102.7	8:02.525	7	3:12.579	1:04.776	1:02.582	1:05.221	177.6	24:23.077
3	3:51.163	1:20.157	1:11.825	1:19.181	112.2	11:53.688	8	3:18.077	1:06.003	1:03.549	1:08.525	176.2	27:41.154
4	3:42.967	1:16.547	1:11.863	1:14.557	124.7	15:36.655	18 Scuderia Apex Ferrari 250 GT SWB Berlinetta (R) 1.Paul ADRIAN BEECROFT GTS7 2.Nicola VON DOENHOFF						
5	3:41.069	1:14.332	1:11.348	1:15.389	127.2	19:17.724	1	4:04.900	1:30.419	1:12.698	1:21.783		4:04.900
6	3:42.705	1:15.645	1:11.383	1:15.677	134.9	23:00.429	2	4:00.890	1:21.674	1:16.068	1:23.148	105.7	8:05.790
7	3:49.601	1:15.862	1:14.146	1:19.593	134.6	26:50.030	3	3:54.217	1:21.082	1:12.968	1:20.167	107.4	12:00.007
8	3:49.883	1:16.928	1:14.737	1:18.218	130.0	30:39.913	4	3:51.959	1:18.306	1:15.203	1:18.450	120.1	15:51.966
8 Ecurie Escargot Ford Mustang 1.William PEMBROKE TC10 2.Keith GARDNER							5	3:53.908	1:16.586	1:16.460	1:20.862	127.2	19:45.874
1	3:51.609	1:25.577	1:07.611	1:18.421		3:51.609	6	4:01.679	1:20.140	1:18.296	1:23.243	117.2	23:47.553
2	4:06.022	1:25.307	1:19.371	1:21.344	89.0	7:57.631	7	4:09.169	1:21.171			111.6	27:56.722
3	3:32.076	1:17.374	1:07.109	1:07.593	118.6	11:29.707	19 Ferrari 250 GT SWB Berlinetta (R) 1.Pranav VANGALA GTS7 2.Eshwar VANGALA						
4	3:18.613	1:07.000	1:05.954	1:05.659	171.5	14:48.320	1	10:56.079	8:32.943	1:11.911	1:11.225		10:56.079



Modena 100 ore

Mugello 10.10.2024

Race - Heat 1

Sector Analysis

— Invalidated Lap
 ■ Personal Best
 ■ Session Best
 B Crossing the pit lane

Lap	Time	Sector 1	Sector 2	Sector 3	T.Sp'd	Elapsed	Lap	Time	Sector 1	Sector 2	Sector 3	T.Sp'd	Elapsed
2	3:26.438	1:08.164	1:08.003	1:10.271	162.8	14:22.517							
3	3:22.672	1:07.416	1:06.860	1:08.396	171.5	17:45.189							
4	3:29.014	1:07.327	1:07.206	1:14.481	172.6	21:14.203							
5	3:30.000	1:10.738	1:09.028	1:10.234	150.0	24:44.203							
6	3:29.453	1:12.366	1:08.508	1:08.579	127.3	28:13.656							

20	Ferrari 250 Berlinetta SWB Competizione	
	1.Roderick JACK 2.Elizabeth JACK	GTS2

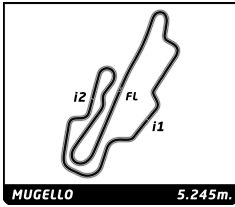
1	3:45.392	1:16.257	1:06.844	1:22.291		3:45.392
2	4:04.229	1:24.967	1:17.100	1:22.162	100.9	7:49.621
3	3:35.144	1:17.727	1:07.194	1:10.223	125.3	11:24.765
4	3:24.597	1:07.575	1:06.612	1:10.410	169.3	14:49.362
5	3:25.193	1:09.420	1:06.897	1:08.876	153.1	18:14.555
6	3:23.090	1:09.124	1:05.888	1:08.078	149.1	21:37.645
7	3:22.494	1:07.488	1:06.511	1:08.495	178.5	25:00.139
8	3:23.577	1:08.309	1:06.332	1:08.936	171.8	28:23.716

22	Ferrari 212 Export	
	1.Martin HALUSA 2.Susanne HALUSA	GT2


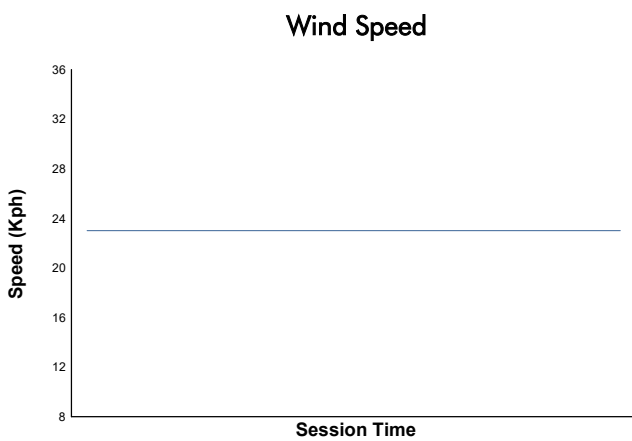
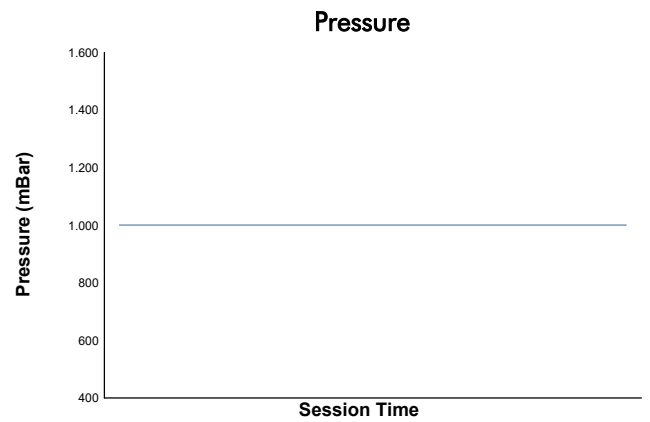
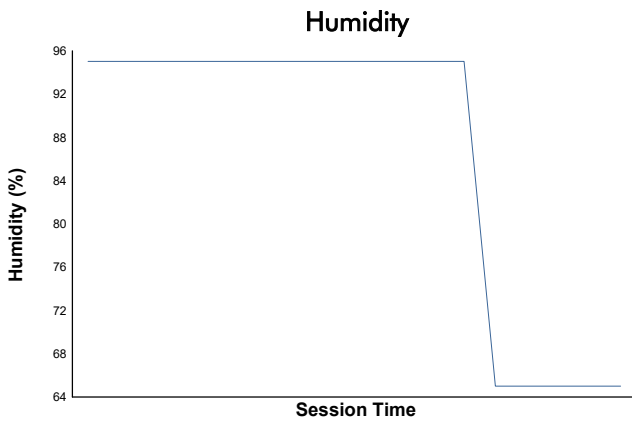
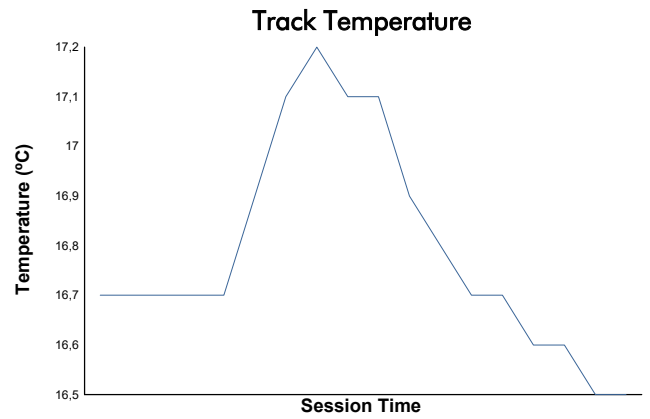
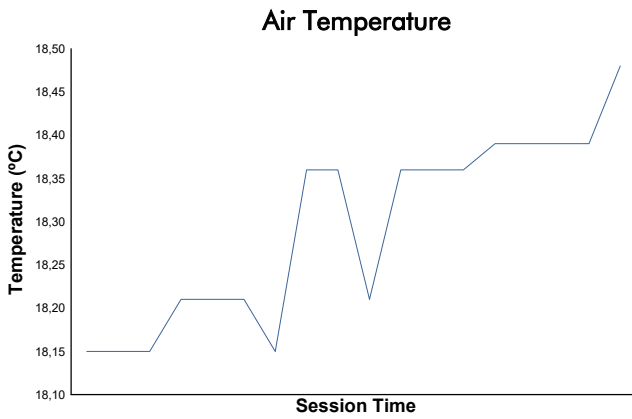
1	4:02.277	1:28.058	1:12.002	1:22.217		4:02.277
2	4:01.356	1:22.636	1:15.884	1:22.836	103.9	8:03.633
3	3:47.491	1:20.666	1:11.065	1:15.760	110.3	11:51.124
4	3:42.269	1:14.924	1:10.650	1:16.695	127.8	15:33.393
5	3:38.816	1:15.276	1:09.502	1:14.038	123.0	19:12.209
6	3:36.218	1:13.954	1:09.291	1:12.973	133.6	22:48.427
7	3:37.963	1:13.643	1:09.822	1:14.498	138.0	26:26.390
8	3:37.468	1:14.109	1:09.375	1:13.984	129.0	30:03.858

24	BMW 328 Roadster	
	1.Albert OTTEN 2.Uwe DRANGE	OS7

1	4:41.804	1:40.308	1:29.427	1:32.069		4:41.804
2	4:30.989	1:33.318	1:29.203	1:28.468	107.0	9:12.793
3	4:27.437	1:29.427	1:29.808	1:28.202	108.5	13:40.230
4	4:27.544	1:29.061	1:29.395	1:29.088	118.9	18:07.774
5	4:32.078	1:31.823	1:30.508	1:29.747	93.0	22:39.852
6	4:18.955	1:25.380	1:27.227	1:26.348	112.7	26:58.807
7	4:21.570	1:26.820	1:28.181	1:26.569	113.4	31:20.377



Modena 100 ore
 Mugello 10.10.2024
 Race - Heat 1
 Weather Report



Track Status: **WET**